



# The Phagenyx<sup>®</sup> Neurostimulation System

A non-surgical neurostimulation system to restore swallowing control, improve swallowing function and accelerate recovery in patients with severe dysphagia after a stroke.<sup>1-12</sup>



PHAGENESIS<sup>®</sup>

A photograph of a person's neck and hand, overlaid with a teal filter. The person is holding their hand to their throat, suggesting discomfort or pain. The text is overlaid on the right side of the image.

## Dysphagia

Dysphagia is the medical term to describe difficulty swallowing. When dysphagia occurs because of damage to the parts of the brain that control swallowing, or the nerves involved in swallowing, this is called neurogenic dysphagia.



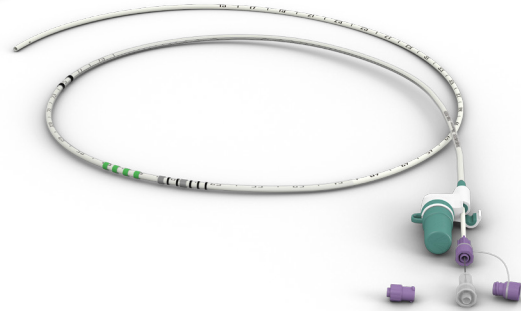
## Why is dysphagia a problem?

Severe dysphagia means patients can't feel or safely swallow liquid, food or saliva and instead of going into the stomach, material may go into the lungs. Material entering the lungs can result in a serious infection called aspiration pneumonia.<sup>13-15</sup> Patients with severe dysphagia may also require a feeding tube to receive adequate nutrition and hydration.

## What is pharyngeal electrical stimulation?

Pharyngeal electrical stimulation (PES) delivers small electrical pulses to the swallowing nerves in the throat (pharynx) to re-establish the communication between these nerves and the brain.

The Phagenyx® Neurostimulation System uses PES to restore swallowing control and coordination.<sup>1,2,16,17</sup> For more than 25 years, PES has been studied in patients following stroke, traumatic brain injury and critical illnesses requiring mechanical ventilation. The Phagenyx System has been available in Europe for over 10 years.

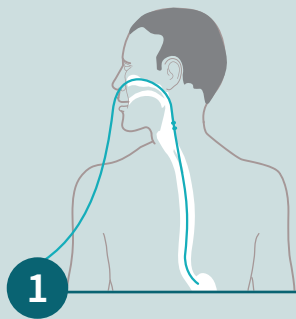


# The Phagenyx<sup>®</sup> System

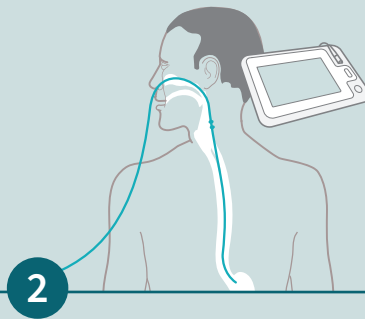
The **Phagenyx Catheter** is a long thin tube inserted into your nose, through your throat, down your esophagus and into your stomach. The catheter has two small metal bands, called electrodes on the outer surface. During treatment, electrical pulses travel from these electrodes and stimulate important swallowing nerves in your throat. The Phagenyx catheter can also be used to deliver nutrition and hydration through a feeding tube if you are not allowed to eat or drink by mouth.

The **Phagenyx Base Station** is connected to the catheter just before your treatment begins. It helps your healthcare provider measure how well your nerves are working and to identify the best possible treatment conditions. These conditions are specific to you and are optimized for every treatment.

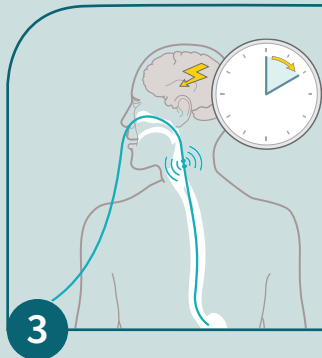
# The Phagenyx<sup>®</sup> Procedure



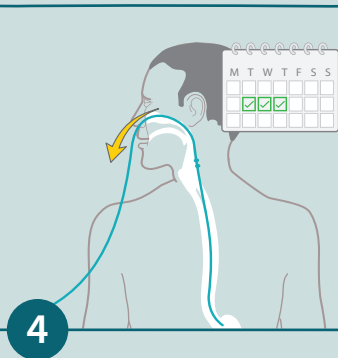
The Phagenyx catheter is inserted through your nose and down into your stomach, similar to a standard nasogastric feeding tube.



The catheter is connected to the Base Station, located at your bedside.



Specific, personalized stimulation is delivered for 10 minutes per day, for 3-6 days.



Once your treatment regimen is complete, the catheter may be removed or left in place for feeding use only.



Watch a 3-minute video about the Phagenyx System at [phagenesis.com](http://phagenesis.com)

# Safety



The pharyngeal electrical stimulation used in the Phagenyx System has been studied in hundreds of patients in numerous clinical studies for over two decades. The Phagenyx System has been routinely used in hospitals in Europe for over 10 years.

# FAQ

## **How may Phagenyx treatment help?**

Phagenyx treatment has been shown to improve swallowing function in the majority of patients treated. Improvements in swallowing function are known to reduce the risk of dysphagia related complications.

## **What does it feel like during treatment?**

You may feel a “tingling” or “strong” sensation in your throat during treatment. Stimulation is intended to be strong to ensure the best outcomes but should not be painful. The Phagenyx trained and certified clinician will test the stimulation levels prior to each session to ensure your comfort. You will be supervised throughout the entire treatment.

## **Where will I receive my treatment?**

This treatment must be provided in a hospital, at the bedside or in a treatment room.

## **Is surgery required for Phagenyx treatment?**


No. Surgery is not required.

## **What happens after treatment?**

Following completion of treatment, the Phagenyx catheter will be removed or, if needed, used for feeding. Your healthcare team will continuously assess your progress.



Scan for  
References



PB10EN Rev. 0

Learn more at [phagenesis.com](http://phagenesis.com)



**Phagenesis Ltd**

Unit 18, Enterprise House

Manchester Science Park

Manchester M15 6SE, UK

Tel: +44 (0)161 820 4525

email: [contact@phagenesis.com](mailto:contact@phagenesis.com)

[www.phagenesis.com](http://www.phagenesis.com)



**PHAGENESIS®**

